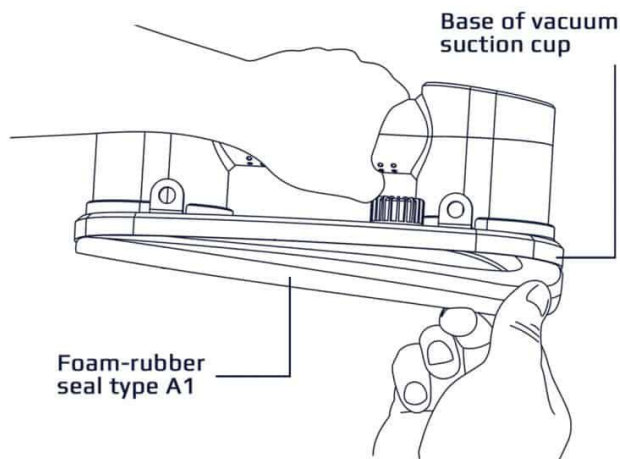


GRABO[®] BRACE SEAL

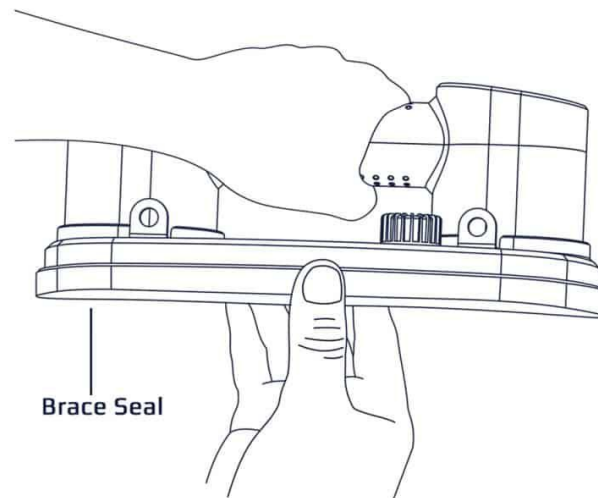
INSTALLATION INSTRUCTION

HOW TO REMOVE / INSERT THE BRACE SEAL REPLACEMENT SEAL



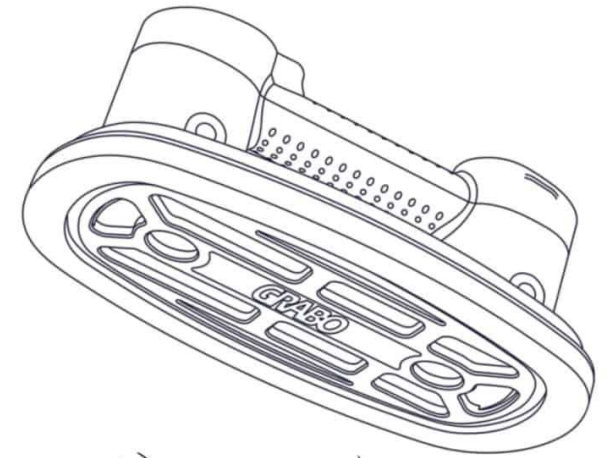
STEP 1

Gently remove the existing rubber foam seal from the base of GRABO vacuum suction cup. (Store the foam seal properly for future use if it is not damaged or worn out.)



STEP 2

Carefully press the Brace Seal replacement seal into the base of the vacuum suction cup.



STEP 3

Ensuring the Brace Seal fits snugly and securely.

www.GRABO.com